


KUHP Series Panel Relay

- AC coils 6 to 277VAC 50/60Hz, DC 6 to 110VDC
- Contact arrangement up to 2 form C (CO)
- .250" combination push-on/solder terminals or PC terminals
- Side flange and top flange mounting
- Designed to meet VDE space requirements: Class B coil insulation

Typical applications
Commercial HVAC, smart-grid communications controllers, baggage handling, pumps



Approvals

UL E22575; CSA LR15734
Technical data of approved types on request

Contact Data	1 pole	2 pole
Contact arrangement	1 form C (CO) 1 form A (NO) 1 form B (NC)	2 form C (CO) 2 form A (NO) 2 form B (NC)
Rated voltage	240VAC	240VAC
Rated current	30A	20A
Contact material	AgCdO	AgCdO, AgSnOInO
Min. recommended contact load	300mA, 12VDC	300mA, 12VDC
Initial contact resistance	200mΩ	200mΩ
Frequency of operation	360 ops./hour	360 ops./hour
Operate/release time max.	20/20ms	20/20ms
Bounce time max.	20ms	20ms

Contact ratings

Type	Load	Cycles
UL 508		
1 pole, AgCdO		
	30A, 240VAC	100x10 ³
	1HP, 120VAC	100x10 ³
	1 1/2HP, 240VAC	100x10 ³
	30 FLA, 96 LRA	100x10 ³
	30A, 28 VDC	50x10 ³
	10A, 480VAC	6x10 ³
	1/2HP, 480VAC	25x10 ³
	1HP, 480VAC, 3 phase	6x10 ³
	1/2HP, 600VAC	25x10 ³
2 pole, AgCdO		
	20A, 240VAC	100x10 ³
	3/4HP, 120VAC	100x10 ³
	1 1/2HP, 240VAC	100x10 ³
	20 FLA, 83 LRA	100x10 ³
	20A, 28 VDC	50x10 ³
	10A, 480VAC	6x10 ³
	1/2HP, 480VAC	25x10 ³
	1HP, 480VAC, 3 phase	6x10 ³
	1/2HP, 600VAC	25x10 ³
2 pole AgSnOInO		
	20 A, 240 VAC	25x10 ³
Mechanical endurance		10x10 ⁶ ops.

Coil Data

Coil voltage range	6 to 110VDC 6 to 277VAC
Coil insulation system according UL	Class B

Coil versions, DC coil

Coil code	Rated voltage VDC	Operate voltage VDC	Coil resistance Ω±10%	Rated coil power W
006	6	4.5	32.1	1.13
012	12	9.0	120	1.20
024	24	18.0	472	1.23
048	48	36.0	1800	1.30
110	110	82.5	10000	1.22

All figures are given for coil without preenergization, at ambient temperature +23°C.

Coil versions, AC coil

Coil code	Rated voltage VAC	Operate voltage VAC	Coil resistance Ω±15%	Rated coil power VA
006	6	5.1	4.2	2.8
012	12	10.2	18	2.8
024	24	20.4	72	2.8
120	120	102.0	1700	2.9
240	240	204.0	7200	2.9
277	277	235.5	10250	2.5

All figures are given for coil without preenergization, at ambient temperature +23°C, 60 Hz.

Insulation Data

Initial dielectric strength	
between open contacts	1200V _{rms}
between contact and coil	3750V _{rms}
between adjacent contacts	3750V _{rms}
between coil and frame	2000V _{rms}
Initial insulation resistance	
between insulated elements	100MΩ at 500VDC

Other Data

Material compliance: EU RoHS/ELV, China RoHS, REACH, Halogen content refer to the Product Compliance Support Center at www.te.com/customer-support/rohssupportcenter

Ambient temperature	
DC coil	-45°C to 70°C
AC coil	-45°C to 45°C
Category of environmental protection	
IEC 61810	RTI - dust protected and RTO - open style
Vibration resistance (functional)	.065" double amplitude, 10-55Hz
Shock resistance (functional)	15g, 11ms (non-operating)
Terminal type	
QC.250, PCB .047	
Terminal retention, push force	
QC.205	17lbs for 3s
QC.110, QC.187, QC.250, all PCB	25lbs for 3s
Weight	
92g	
Packaging/unit	
tray/25 pcs., box/150pcs.	

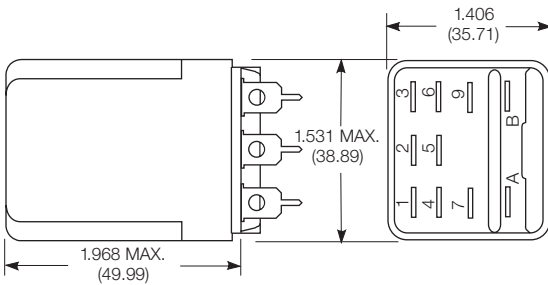
KUHP Series Panel Relay (Continued)

Accessories

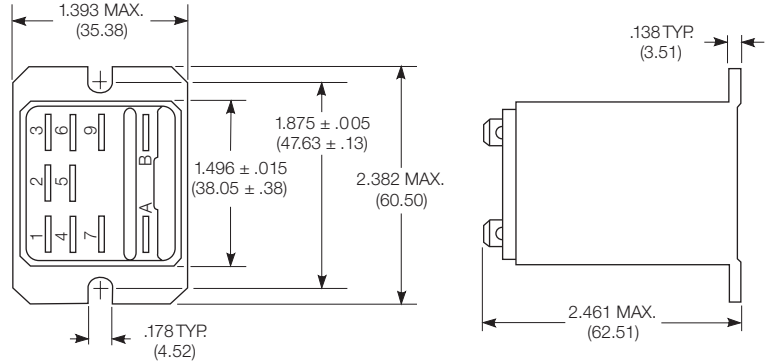
NOTE: no sockets are available for this relay

Dimensions

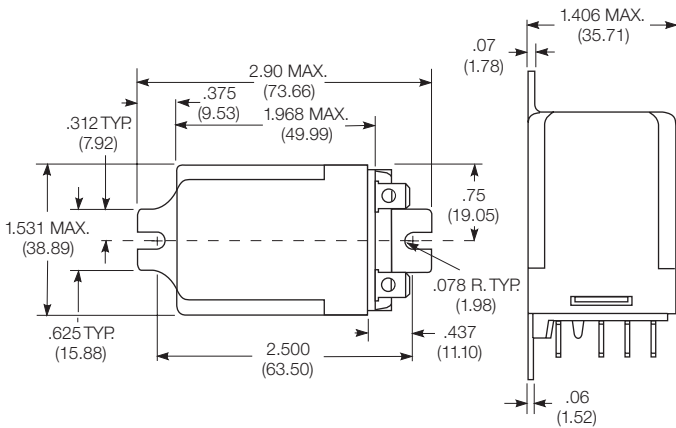
Plain case



Top flange enclosure



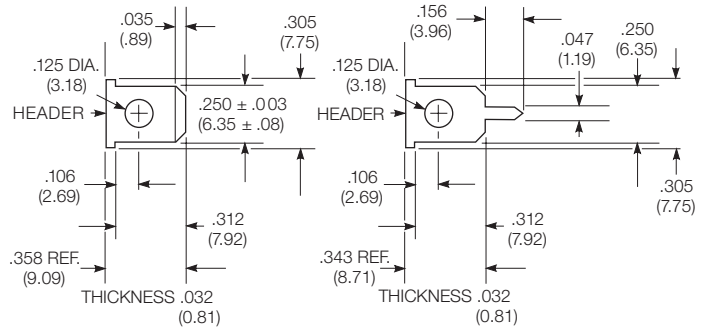
Bracket mount case



Terminal dimensions

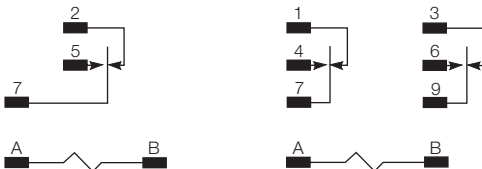
6.35mm (.250") Quick Connect/Solder

Printed circuit



Terminal assignment

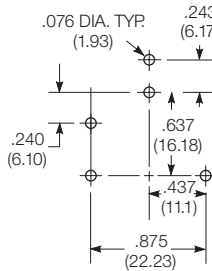
- 1 Form C
- 1 Form A (delete 2)
- 1 Form B (delete 5)
- 2 Form C
- 2 Form A (delete 1 and 3)
- 2 Form B (delete 4 and 6)



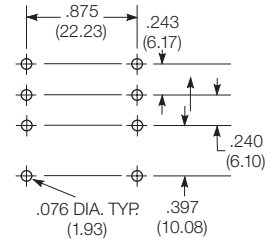
PCB layout

Bottom view on solder pins

1 pole version



2 pole version



KUHP Series Panel Relay (Continued)

Product code structure		Typical product code		KUHP	-11	A	5	1	-120
Type		KUHP Enclosed Panel Plug-In Relay, 20/30A KUH Open Panel Plug-In Relay 20/30A							
Contact arrangement and rating		1 1 form A (NO); 30A 7 2 form A (NO); 20A 2 1 form B (NC); 30A 8 2 form B (NC); 20A 5 1 form C (CO); 30A 11 2 form C (CO); 20A							
Coil Input		A AC, 50/60Hz D DC							
Mountings		KUHP options KUH options 1 Plain case 1 #6-32 stud, 0.218" locating tab 5 Bracket mount case 4 #6-32 tapped core, 0.218" locating tab T Top flange mount case							
Terminals and contact materials		1 .250" (6.35mm) quick connect/solder; silver-cadmium oxide 7 .047" (1.19mm) printed circuit; silver-cadmium oxide P .250" quick connect/solder; silver tin oxide indium oxide S .047" printed circuit; silver tin oxide indium oxide							
Coil voltage		Coil code: please refer to coil versions table							

Product Code	Arrangement	Mounting	Coil	Terminals	Part Number
KUHP-5DT1-12	1 form C, 1 CO	top flange	12VDC	.250" quick connect	8-1393114-7
KUHP-5DT1-24			24VDC		8-1393114-8
KUHP-5D51-24		bracket			9-1393114-1
KUHP-5D51-12					12VDC
KUHP-5A51-24			24VAC		8-1393114-5
KUHP-5A51-120			120VAC		8-1393114-4
KUHP-5AT1-120	2 form C, 2 CO	top flange			8-1393114-1
KUHP-11A51-24		bracket	24VAC		7-1393114-0
KUHP-11A51-240			240VAC		7-1393114-1
KUHP-11AT1-120		top flange	120VAC		6-1393114-5
KUHP-11DT1-24			24VDC		7-1393114-3
KUHP-11D51-12		bracket	12VDC		7-1393114-7
KUHP-11D51-24			24VDC		7-1393114-8
KUHP-11DT1-12		top flange	12VDC		7-1393114-2